

Annual Report 2022



CONTENTS

- 03 Our Principles
- 04 The role and organisation of the Red Cross
- 06 Our three principal objectives
- 12 The Norwegian Red Cross nationally
- 14 The Red Cross internationally
- 16 Annual Report 2022
- 32 Statement of activities
- 34 Balance Sheet
- 36 Cash Flow Statement
- 39 Notes
- 52 Auditor's Report
- 54 The organisation



Cover: Katia Dobrovol'ska (26) and her daughter Lilia (5) fled from Kharkiv to an aid shelter in Uzhhorod, western Ukraine. Photo: Ville Palonen/the Finnish Red Cross

Design: Spoon spoonagency.no

Photo: Aleksander Båtnes

The fundamental principles of the Red Cross

Humanity

The Red Cross is founded on a desire to bring assistance without discrimination to the wounded on the battlefield. endeavours, in its international and national capacity, to prevent and alleviate human suffering wherever it may be found. Its purpose is to protect life and health and to ensure respect for the human being. It promotes mutual understanding, friendship, cooperation and lasting peace amongst all peoples.

Impartiality

The Red Cross makes no discrimination as to nationality, race, religious beliefs, class or political opinions. It endeavours to relieve the suffering of individuals, being guided solely by their needs, and to give priority to the most urgent cases of distress.

Neutrality

In order to continue to enjoy the confidence of all, the Red Cross may not take sides in hostilities or engage at any time in controversies of a political, racial, religious or ideological nature.

Independence

The Red Cross is independent. The national societies, whilst auxiliaries in the humanitarian services of their governments and subject to laws of their respective countries, must always maintain their autonomy so that they may be able at all times to act in accordance with the principles of the Red Cross.

Voluntary service

The Red Cross is a voluntary relief movement not prompted in any manner by desire for gain.

Unity

There can be only one Red Cross society in any one country. It must be open to all. It must carry on its humanitarian work throughout its territory.

Universality

The Red Cross is a worldwide movement in which all societies have equal status and share equal responsibilities and duties in helping each other.

Decided at the 20th International Red Cross Conference in Vienna in 1965.

Helge Kværnø (left) and Tom Natland Fagerhaug spent several hundred hours of their spare time driving ambulances during the pandemic.



Photo: Linda Evensen/Steinkjer Red Cross

In connection with the World Red Cross and Red Crescent Day on 8 May, first-aid courses were held throughout the country. Here you can see volunteers from Steinkjer Red Cross demonstrating first-aid.

The role and organisation of the Red Cross

Through local societies, district societies, national societies and sister societies across the world, the Red Cross is present where people live or are sheltering in order to help those who need us most. We are spokespeople for those in precarious living situations and take the steps necessary to ensure that we maintain optimum preparedness in order to meet current and future humanitarian needs.

The Norwegian Red Cross is part of the International Red Cross and Red Crescent Movement, the world's largest humanitarian network. Through our sister societies and their local volunteers in almost every country, the Red Cross is there before, during and after catastrophes, crises, armed conflicts and hostilities. We work closely with all parts of the movement to ensure that our humanitarian activities can be carried out.

The Red Cross is the largest voluntary humanitarian organisation in Norway. We are an emergency preparedness organisation in which all units are ready for action. We are an important part of Norway's search and rescue service. The Norwegian Red Cross acts as an auxiliary to the Norwegian authorities. Our activities support and complement services offered by the public sector. We are a driving force behind improving the understanding of, and respect for, international humanitarian law, human rights and refugee law.

The Norwegian Red Cross is a member-controlled organisation with around 160,000 members. We carry out our humanitarian activities through our 41,000 volunteers in local societies across Norway and, internationally, through sister societies and the movement.

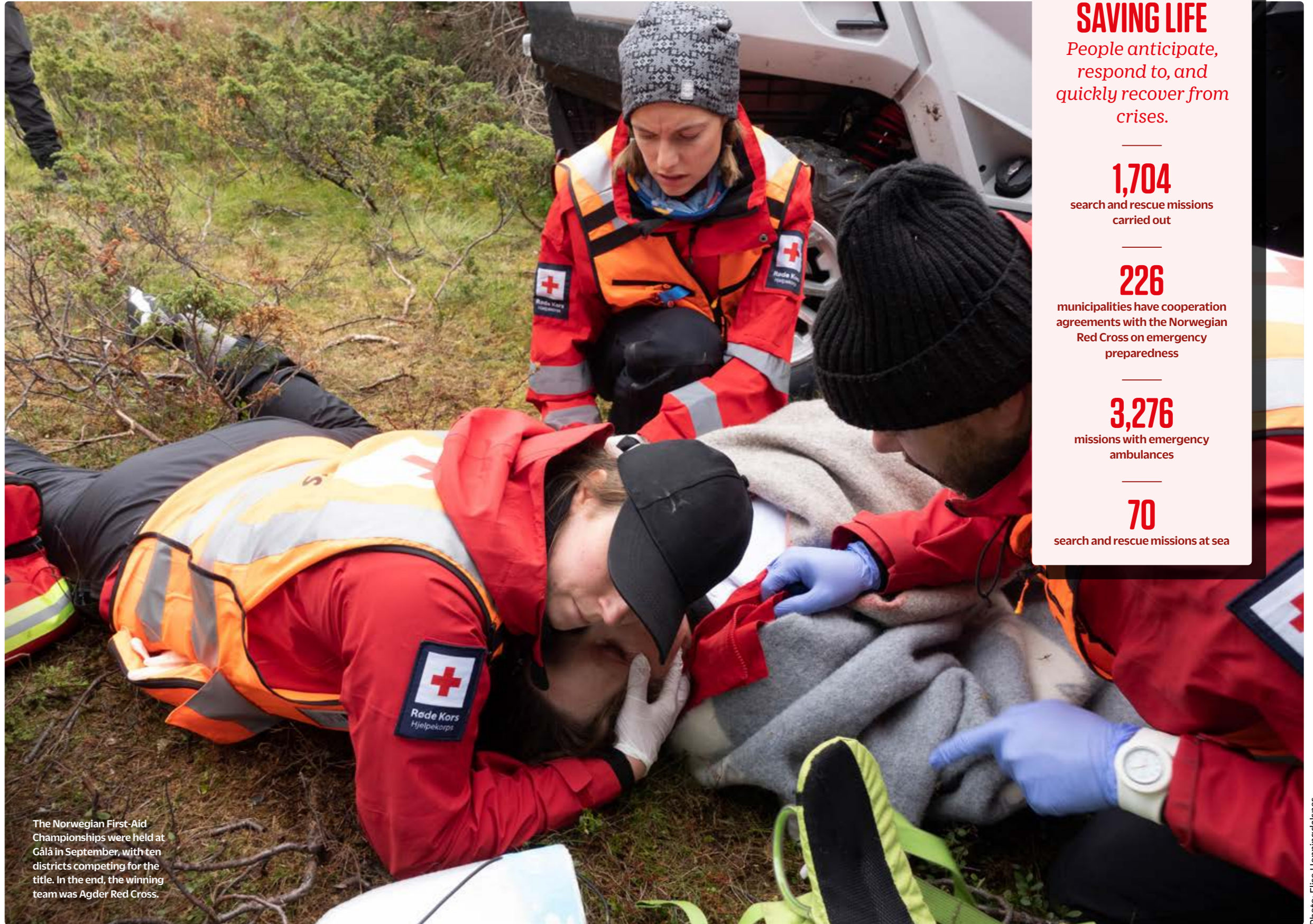
The Norwegian Red Cross has three organisational levels: local, district and national. Internally, we are divided into three areas: Search and Rescue Corps, Care Services and Youth. Local societies adjust their plans according to local needs.

Saving life

The risk picture in Norway is evolving. Climate change means that the Red Cross will have to adapt to a scenario of more extreme weather and more frequent natural disasters such as flooding, avalanches, fires and more.

In combination with the risk of epidemics and changes in how Norwegian nature is used, we are facing more frequent and more demanding incidents, both for individuals and for local communities. This demands that the Red Cross increases its lobbying work aimed at improving climate-adapted preparedness measures in local communities, while strengthening its capacity to carry out more complex responses.

The Red Cross must be able to assist in the event of accidents and incidents to which individuals, families, local communities or the country are exposed. If the Red Cross is to maintain its solid position as a voluntary emergency preparedness organisation, we must continue to develop and work with public authorities and other stakeholders to prevent and respond effectively to acute physical and psychosocial needs.



The Norwegian First-Aid Championships were held at Gålå in September, with ten districts competing for the title. In the end, the winning team was Agder Red Cross.

SAVING LIFE
People anticipate, respond to, and quickly recover from crises.

1,704
 search and rescue missions carried out

226
 municipalities have cooperation agreements with the Norwegian Red Cross on emergency preparedness

3,276
 missions with emergency ambulances

70
 search and rescue missions at sea

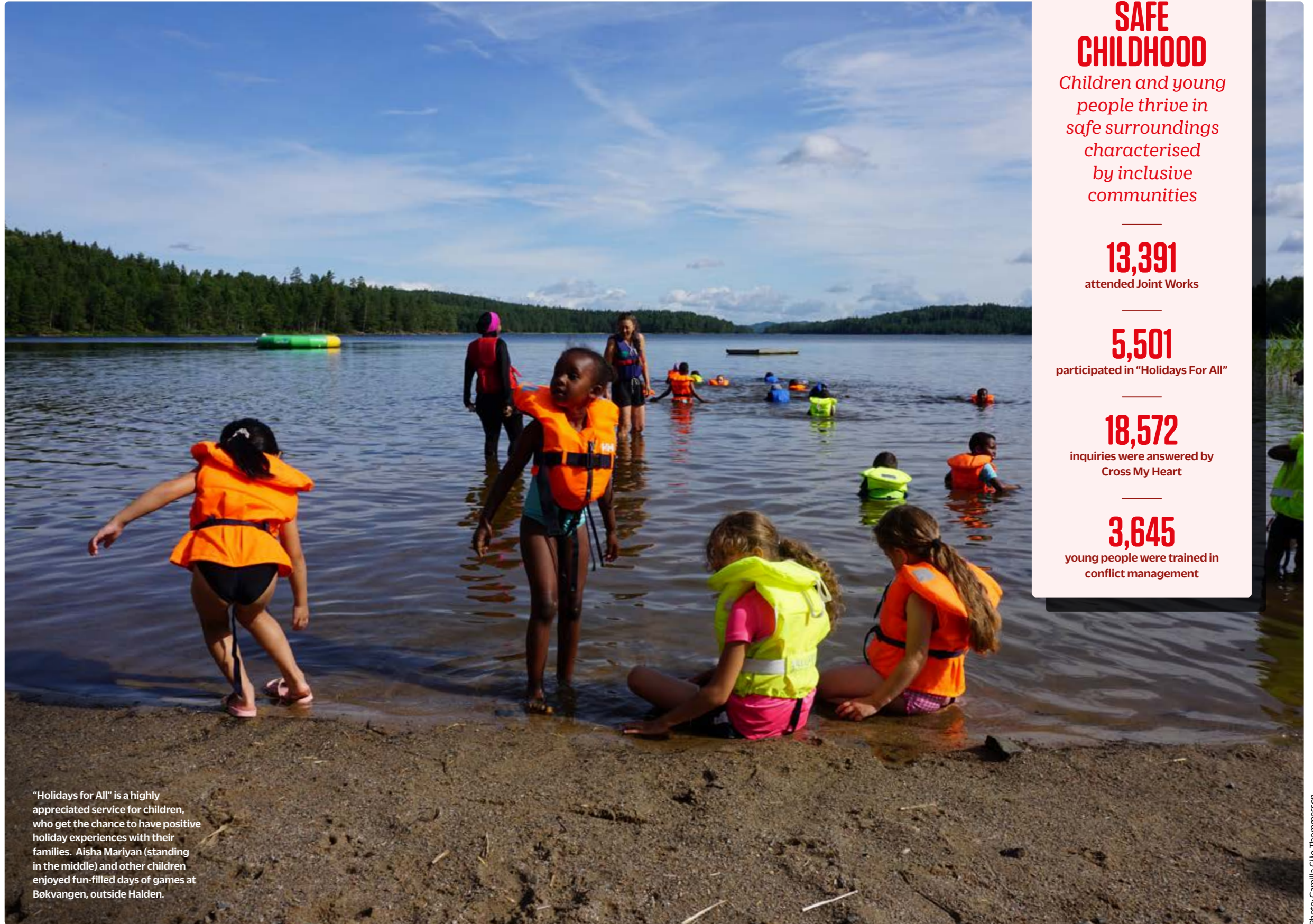
Photo: Elise Honningdalsnes

Safe childhood

Most children and young people in Norway have a good life with good opportunities to thrive. Nonetheless, there are an increasing number of children who are growing up in low-income families and who, therefore, feel excluded from society and that they do not have the same opportunities for development and participation.

An increasing number of young people are reporting mental health problems, feelings of loneliness and symptoms of depression. Too many young people are not completing school, and many are at risk of committing crimes and violent acts. Unexpected events such as epidemics or higher migration increase the risk of more children and young people in our society ending up in vulnerable situations.

The reasons why many children and young people are struggling are complex. By improving and strengthening our initiatives for children, young people and their families, the Red Cross wants to make an even clearer difference. Early intervention is crucial if one is to prevent humanitarian challenges impacting an individual's entire life.



“Holidays for All” is a highly appreciated service for children, who get the chance to have positive holiday experiences with their families. Aisha Mariyan (standing in the middle) and other children enjoyed fun-filled days of games at Bøkvangen, outside Halden.

SAFE CHILDHOOD

Children and young people thrive in safe surroundings characterised by inclusive communities

13,391

attended Joint Works

5,501

participated in “Holidays For All”

18,572

inquiries were answered by Cross My Heart

3,645

young people were trained in conflict management

Live in dignity

Loneliness and exclusion are substantial humanitarian challenges in society. The causes of these challenges are both structural and individual.

Trends such as migration, urbanisation, more streamlining of work, socioeconomic disparities and it becoming less natural for different age groups to interact are contributing to greater stigmatisation, exclusion and loneliness. The number of people with chronic conditions and demographic changes in the age composition of municipalities entail greater pressure on public health and care services, and the need for measures and voluntary efforts is therefore important. At the same time, it is clear that unforeseen events or changes such as epidemics and migration are creating a need for measures that can tackle new forms of loneliness and basic humanitarian needs.

The Red Cross wants to make an even clearer difference by developing and strengthening our offer of various types of low threshold services, common meeting places, networking measures and one-to-one contact for various groups across Norway.



Oppegård Red Cross brought several alpacas to visit Greverud nursing home, to the residents' great enjoyment.

LIVE IN DIGNITY

People lead safe and dignified lives and have opportunities to thrive

9,500

Visitor's Service volunteers

26,000

participants

715

visiting friends with dogs

Photo: Sol Sigurjonsdottir

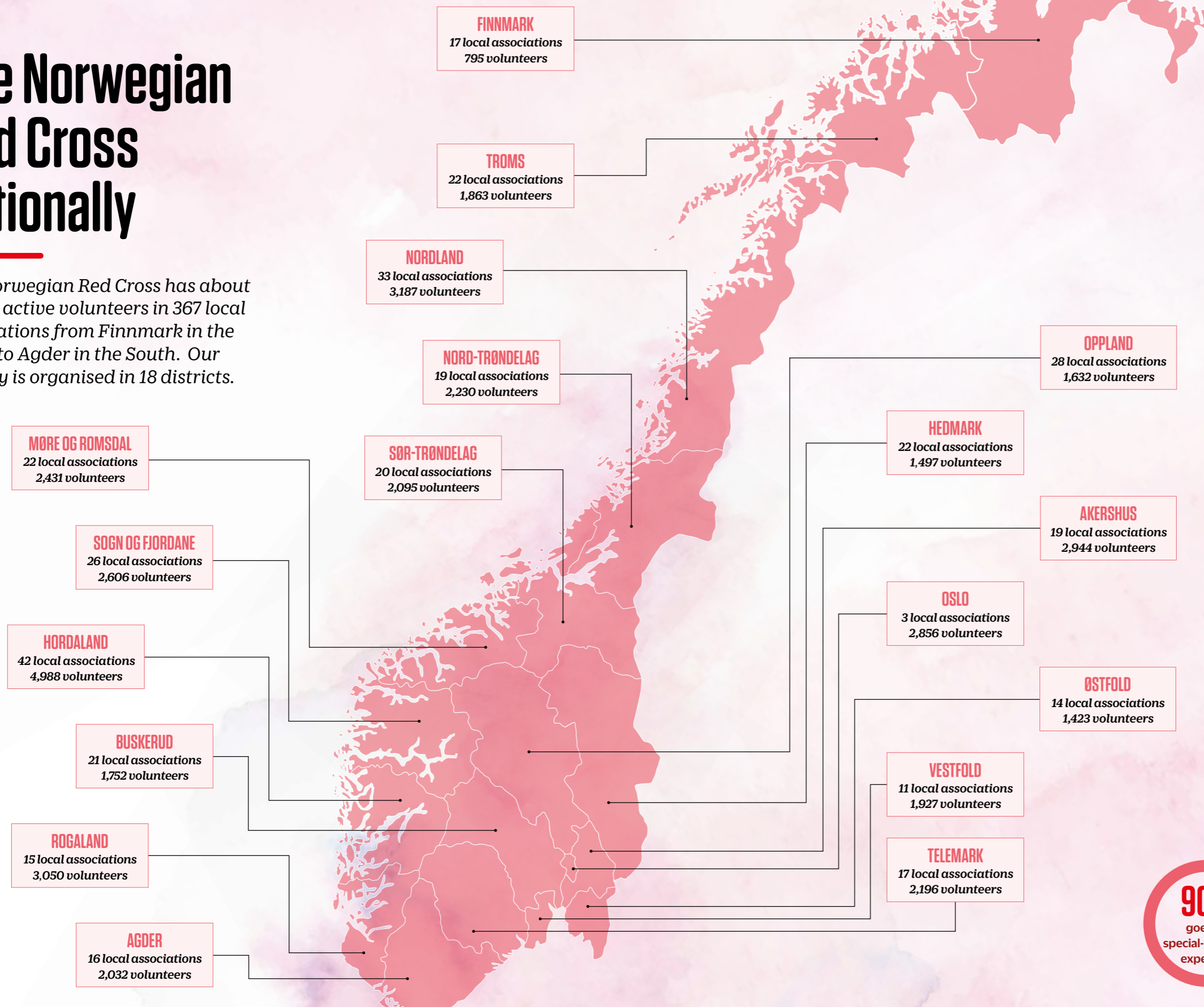
The Norwegian Red Cross nationally

The Norwegian Red Cross has about 41,000 active volunteers in 367 local associations from Finnmark in the North to Agder in the South. Our activity is organised in 18 districts.



41,000

In 2022 there were about 41,000 active volunteers in Norway, divided between **36% men** and **57% women** (7% unknown).



367
local associations

18
district

8,500
visiting friends

6,400
active in Search and Rescue Corps



HOW THE NORWEGIAN RED CROSS USES FUNDS RAISED

- 90% goes to special-purpose expenses
- 6% goes to acquiring new funds
- 4% goes to administration

The Norwegian Red Cross internationally

The world is in the grip of several long-term, complex conflicts and crises that are weakening access to stable health services. In order to meet the world's humanitarian challenges, the Norwegian Red Cross works to improve health and protect the most vulnerable. The Norwegian Red Cross is part of the International Federation of Red Cross and Red Crescent Societies (IFRC) and has national offices in 18 countries (highlighted in red on the map).



Just a few months after the international armed conflict broke out between Russia and Ukraine, the Ukrainian Red Cross had launched nearly 20 mobile health service units with our support. These units ensured that around 56,000 people, mostly internally displaced, received medical and psychological treatment. We supported the Red Cross movement's largest ever cash benefit scheme, which became a financial lifeline for Ukrainians in Ukraine and neighbouring countries. The Norwegian Red Cross also contributed medical professionals, equipment and funding to the ICRC in order to strengthen the acute medical response on the front line.

The hunger crisis in Africa was another strategic priority. Support for health clinics in Somalia and a cash benefit scheme in northern Kenya helped tens of thousands of people whose lives were hit hard by droughts, floods and rising food prices in

2022. Nutrition support programmes, especially for children, were invaluable for the families who had lost their livelihoods due to droughts or floods. A cash benefit scheme also gave victims of sexual and gender-based violence in South Sudan an opportunity to pay for necessary treatment and follow-up.


When the devastating floods hit Pakistan and left a third of the country under water, the Pakistani Red Crescent's Nor-Cross-funded mobile health teams were transferred to some of the worst affected and isolated areas. Water and sanitation experts quickly repaired damaged water pumps to provide clean water, an important element in the fight against the spread of diseases such as cholera.

In order for thousands of patients and students to receive treatment or learn in safe, clean and sanitary conditions, we also funded the renovation of schools and clinics in Colombia, Iraq and Myanmar.

Thousands of volunteers play a key role in health promotion and disease prevention efforts and the delivery of health services, first-aid courses, ambulance services and disease monitoring are only some of the ways in which the volunteers support their local communities.

The unique auxiliary role the Red Cross and Red Crescent Societies play in relation to their authorities means that they are often heavily involved in both health and emergency preparedness. The national societies in Afghanistan, Myanmar, Somalia and Syria are major health service providers. Volunteers and employees alike ensure that people who are sick are referred for and receive treatment. They also organise campaigns for principled humanitarian action to ensure that access to healthcare is dictated by human need and not politics.

Number of people reached

 **2.8 million** people have gained better access to healthcare

 **2.5 million** people received information about health and hygiene

 **3.1 million** people gained better access to clean water.

Annual Report 2022

*The Norwegian Red Cross was founded with the purpose of ensuring impartial assistance to the wounded on the battlefield. Today, the Norwegian Red Cross carries out a wide range of humanitarian activities around the world, adapted to different contexts and humanitarian needs. Our social mission is the same as when we were founded: **Prevent and alleviate human need and suffering. Protect life and health.***

In October 2023, the General Assembly will adopt a new, adjusted direction for the 2024-2026 period.

The Norwegian Red Cross is a member organisation with 156,062 members, 367 local associations and around 41,000 volunteers as of 31/12/2022.

The Norwegian Red Cross helps people in Norway and internationally. Our volunteers are there for people who need support and help. We are part of a worldwide movement with a large network of volunteers. The Norwegian Red Cross works all over the world. Internationally, the Norwegian Red Cross always works through national Red Cross/Red Crescent sister associations.

As an emergency response organisation, we are present in communities across the country before, during and after a crisis. Primary health, social inclusion and disaster prevention are the core areas of the Norwegian Red Cross' long-term involvement both in Norway and abroad.

According to royal decree, the Norwegian Red Cross has been recognised as a humanitarian auxiliary agency to the Norwegian authorities. The role of auxiliary agency is an agreement between the Norwegian authorities and the Norwegian Red Cross that we will work together to provide humanitarian efforts for affected, vulnerable and disadvantaged groups in society in peace, war and crisis, and in line with the fundamental principles of the Norwegian Red Cross.

Overlapping crises

2022 was characterised by crises and extraordinary situations overlapping one another. The first few months of the year

remained affected by the consequences of the Covid-19 pandemic. This led to humanitarian challenges in relation to loneliness and poor mental health, as well as lower activity levels when it came to meeting these challenges. Since 24 February, the handling of the consequences of the war in Ukraine has had a major impact on the efforts of the Red Cross, both nationally and internationally.

War in Ukraine

The escalation of the war in Ukraine in February 2022 has had major humanitarian consequences for the civilian population in the country. Around 7.9 million refugees are staying in Europe, but 6.5 million people have been internally displaced, 1.6 million in the eastern part of the country. In March, we entered into a cooperation agreement with the Ukrainian Red Cross to launch 20 mobile health units in Ternopil, Khmelnytskyi and Dnipro. More than 70,000 people received access to healthcare, including psychosocial support, from the units in 2022. Each unit has a doctor, nurse, midwife, psychologist and first-aid instructor. Of the 102 employees in the project, 35 are internally displaced people. We shipped 192 tonnes of emergency assistance supplies, including surgical supplies, first-aid supplies, blankets, beds, stretchers, heaters, warehouses and vehicles. We also supported the International Federation of Red Cross and Red Crescent Societies' (IFRC) emergency appeal, through which 690,000 people were given cash to cover the basic needs of their families in 2022.

Kasandra (9) receives a hug from Red Cross volunteer Azia Antciferova. The Red Cross aid shelter in Uzhhorod in western Ukraine is a meeting place both for those wishing to contribute as volunteers and those who need food, clothes and hygiene products.



Throughout the summer, 50 volunteers from Tjøme and Hvasser Red Cross Search and Rescue Corps will be on standby.



Photo: Id Skriverhaug

“The search and rescue corps have responded to all incidents for which they have been asked to assist by the authorities”.

Dealing with the consequences of the war in Ukraine nationally

The war in Ukraine has also had a major impact on our work in Norway. A priority area for the Norwegian Red Cross in 2022 was the handling of the increased number of refugees from Ukraine. The Norwegian Red Cross was instrumental in accommodating the reception of around 40,000 refugees and our volunteers have made great efforts to manage the situation.

The situation stabilised as the year progressed and arrivals declined, while settlement increased. We have dealt with the transition to this new phase by changing our approach from emergency response to facilitating relevant activities through ordinary local activities.

Throughout the year, the Red Cross has intensified and adapted its training in psychosocial first-aid in order to ensure that refugees are supported in a responsible and caring manner. We also found that the emergency preparedness efforts to deal with the emergency situation had a good effect. The Red Cross has been visible in the media and important humanitarian dialogue has taken place with the Norwegian Directorate of Immigration (UDI) and other local and national stakeholders.

The future of volunteering

There are still challenges associated with the development of volunteering. In 2022, we continued to work on a large project related to the future of volunteering. The project has resulted in an essential knowledge platform on the trends and developments in volunteering at the Red Cross and in Norway in general and includes associated strategic recommendations for how we should work on the topic going forward.

Children and young people

The work on Social Pulse 2022 has provided us with a thorough and extensive knowledge platform on the groups in Norwegian society that experience the greatest humanitarian challenges. This platform is crucial both for our continued strategic work and our humanitarian diplomacy efforts in relation to the national and local authorities. The report shows, among other things, that children and young people are more exposed to humanitarian problems than the adult population. In this context, 2022 illustrated that low income

Olai Tefre (86) and Ivar Bruvik Sætre (30) have a lot in common they can talk about. Both when it comes to global events and the local community.



and poverty are challenges that affect many families with children. The Norwegian Red Cross is working to counteract the consequences of this on many fronts. During the year, 5,500 children, young people and their parents had the opportunity to go on holiday via the “Holidays for All” programme.

We are investing in youth work and 13 new Meeting Points were launched in 2022. More are also on the way. Our Joint Works are also highly important and popular services available to young people and young adults. In 2022, nearly 14,000 unique participants made nearly 90,000 visits to the Joint Works. Three new Joint Works launched during the year and we are seeing a record influx of young people.

Throughout 2022, we have focused on increasing activity levels for children and young people in general and particularly as a result of the increased arrivals of refugees and the long-term effects of the pandemic. We have established 20 new Children’s Red Cross (BARK) groups and we have worked actively throughout the year to highlight key digital services such as Cross My Heart and Digital Homework Help.

Loneliness among the elderly

When the pandemic struck, the Red Cross was quick to raise concern that the oldest and youngest members of our society would be hit hard by the consequences of the infection control measures. We were unfortunately proven right. Loneliness among the elderly rose during the pandemic. The elderly are one group in society of which we need to be particularly vigilant. The Norwegian Red Cross has around 10,000 visiting

“Loneliness among the elderly rose during the pandemic”.

friends. Many of these are important social contacts for the elderly. They also gain a unique insight into the situation of elderly people in Norway, whether they are living at home or at an institution. In 2022, the Norwegian Red Cross prepared the report “Glemt i eget hjem” (“Forgotten in your own home”). The report was presented in connection with the International Day of the Elderly and deals with the experiences of visiting friends and elderly people living at home.

We are still seeing signs that there has been a reduction in the number of volunteers within the field of the elderly. The pandemic has contributed to this attrition. At the same time, we did manage to run successful initiatives in several districts in 2022. Since 2022, we have, for example, worked to strengthen the Visitor’s Service in Drammen after a survey found that there would be a doubling in the number of elderly in the municipality over the next 15-20 years. This work has yielded positive results. We have also identified that there is a need for more visiting friends who speak languages other than Norwegian and who have an understanding of religion. 30 per cent of inhabitants in Drammen come from a minority background. Together with Buskerud Immigrant Council, the Red Cross launched a partnership during the autumn of 2022 to recruit more volunteers from a minority background. The project is called International Friendship. Several volunteers from Pakistan, Afghanistan, Kurdistan, Ukraine, Romania, Poland and Turkey have already signed up. The project will continue throughout 2023 and the plan is for the initiative to continue beyond this year.

Work on emergency preparedness, search and rescue

Extensive emergency preparedness efforts were made by the Red Cross in 2022 and our emergency response organisation has been strengthened compared to previous years. More people have gained access to first-aid training and knowledge of self-preparedness, as well as information about relevant future risks, vulnerabilities and preparedness needs in society. We also found that the emergency preparedness organisation efforts to deal with the emergency situation when receiving refugees from Ukraine had a very good effect.

We have made clear and important progress to develop a joint action support system for the emergency services in general, as well as an emergency support system for crisis management at the Norwegian Red Cross. This will represent extremely important work in the years to come. The search and rescue corps have responded to all incidents for which they have been asked to assist by the authorities. In 2022, the Red Cross was called out on 1,703 search and rescue missions, a similar level to the record year of 2021. When it comes to first-aid training, we experienced high levels of activity at all levels of the organisation in 2022 in relation to courses, training, seminars, campaigns and information. There were, for example, 8,800 volunteers and 90 employees from the national office that attended the “Foundation Course in Psychosocial First-Aid”.

The climate crisis

The climate crisis is increasingly creating humanitarian needs and is affecting the Norwegian Red Cross' efforts at home and abroad. The main programme for the Norwegian Red Cross has made climate measures - both humanitarian and operational - a consistent priority for us, both here at home and internationally.

An important part of our efforts is about raising awareness of the humanitarian consequences of the climate crisis and, throughout the year, we have focused on having a clear voice nationally and internationally by publishing reports, arranging events and attending political meetings. The Arendal Week, the UN Climate Conference and the UN General Assembly in New York were important events. The Ministry of Foreign Affairs and the Norwegian Red Cross teamed up to arrange the first joint seminar on the climate health crisis, an important step in the right direction in the collaboration with the Norwegian authorities to strengthen efforts on climate and health.

International efforts

Our international efforts are aimed at providing healthcare and protection for victims of war and conflict. Together with our sister associations, we helped 2.8 million people access basic health services and 2.5 million people were given information about good health and hygiene in 2022. We also helped ensure that 3.1 million people were able to access clean water.

There was little improvement in the situation in Afghanistan in 2022 and the country was struck by an earthquake, destroying 15,000 homes and causing the deaths of more than 1,000 people. The National Society's health programme continues to expand and the number of permanent and mobile health units we support increased from 90 to 113. These helped provide access to basic health services, particularly for mothers and children, as well as sexual and reproductive healthcare for more than 1.6 million people in 2022. More than 100,000 children were examined for severe and moderate malnutrition and nearly 40,000 children were referred for treatment. Interviews with patients show that 99 per cent do not have access to alternative healthcare.

In Syria, where 90 per cent of the population live in poverty following 12 years of war, more than 200,000 people accessed health services from the 13 health clinics we support. The conflict, a non-functioning health system and a lack of clean water, especially in the north, also contributed to a major outbreak of cholera, which also affected Lebanon. More than 70,000 people were infected and more than 100 people died. An important countermeasure is to increase access to clean water. Several water system repair projects were completed in 2022 and more than 3 million people in total gained access to clean water as a result of these projects.

“The Red Cross has focused on having a clear voice nationally and internationally on matters relating to the climate”.



Ekapolon Ngasike who lives in Turkana, northwest Kenya, has lived a long life and experienced many a drought. In 2022, she was hit by the worst drought experienced in the country in over 40 years.

Photo: Olav A. Saitbones

Our newly launched climate response initiative, in which we ship water rehabilitation units, was adopted in Pakistan and Malawi. In Pakistan, the monsoon resulted in one of the worst flooding disasters in several decades and 33 million people in 84 districts were affected. Drilling and rehabilitation of wells and the installation of locally procured hand pumps provided clean water to 70,000 people. Even though the floodwaters have gradually started receding, it will take several years before people can live in and use the areas in the same way as before. In Malawi, where flooding also resulted in outbreaks of cholera, 48,000 people gained access to clean water through repairs to wells and pumps.

Following five consecutive failed rainy periods, the countries in the Horn of Africa are now severely affected by droughts. In Somalia, 8 million people, 1.5 million of whom are children, relied on humanitarian aid in 2022. Our partnership with the Somalia Red Crescent allows crucial humanitarian activities to take place and more than 300,000 people (109,000 in 2021) received healthcare from 13 clinics (7 in 2021) in Somaliland and Puntland in 2022. There was an increase in the number of consultations taking place at the seven existing clinics we supported in Puntland and the Norwegian Red Cross supported a further three clinics in Sool in Somaliland and three clinics in Nugal in northeast Somalia. Additional project activities, such as the distribution of cash to vulnerable households in Sool and Nugal, may also have contributed to the increase as it enabled more people to access transportation to healthcare facilities. The three rehabilitation centres delivered treatment (prosthetics and physiotherapy) to 8,000 people and 160 women received surgical treatment for fistulas: an injury that can arise following complications during childbirth. A newly launched cash benefit scheme aimed at malnutrition in pregnant women and young children enabled 1,882 households (around 10,000 people) to pay for nutritious food, water and hygiene items.

The high levels of violence in El Salvador limit childhood opportunities for children and young people. They are afraid of being subjected to violence and being forcibly recruited into gang environments. Through the partnership with the Norwegian Red Cross and others, the El Salvador Red Cross has carried out painstaking work to gain the trust and respect of the gangs and now acts as a bridge-builder between the health authorities and the local population. Through local health committees and mobile health clinics organised by the Red Cross, many people now receive important help, including psychosocial support.

In close collaboration with the Ministry of Foreign Affairs and the ICRC, the Norwegian Red Cross has improved humanitarian protection through several initiatives linked to the UN Security Council, including an event on the protection of children during urban warfare. Through the Council of Delegates to the Red Cross/Red Crescent, we actively contributed to two resolutions, one relating to urban warfare and one relating to nuclear weapons, being developed and adopted. We also played a leading role in two of the main events during the Council of Delegates, one relating to access to education and one relating to the protection work carried out by the Red Cross/Red Crescent movement.

Financial Highlights

The annual accounts cover the idealistic organisation known as the Norwegian Red Cross, a not-for-profit humanitarian organisation. The consolidated accounts include the association's accounts and the subsidiaries Røde Kors Eierskap AS, Røde Kors Husene AS, Røde Kors Førstehjelp AS, Hogst AS, Røde Kors Tøy og Tekstil AS and Røde Kors Sirkulært AS. The organisation's head office is at Hausmannsgate 7 in Oslo. The annual accounts do not cover the regional and local Red Cross associations in Norway, as these are independent organisations with their own statutes. In the accounts, amounts only appear that are transferred from the Norwegian Red Cross to the regional and local associations.

The activity statements for 2022 show a result for the year of NOK 94 million for the associations and NOK 89 million for the group. The association's profit for the year is allocated with NOK 200 million in inflows into other purpose capital, a transfer of NOK 109 million from purpose capital with external restrictions and a transfer of NOK 3 million from purpose capital with internal restrictions. The negative activity result for the association was largely due to the weak financial market in 2022. Income in other areas has been positive and better than in 2021. This particularly applies to funds raised in connection with the situation in Ukraine, from both private and commercial donors, bequests, a positive performance from Pantelotteriet and an increase in public grants.

Røde Kors Sentrene AS posted a surplus of NOK 4.0 million in 2022, while Røde Kors Førstehjelp AS posted a surplus of NOK 2.9 million and Røde Kors Eierskap AS posted a deficit of NOK 6.7 million. Røde Kors Sirkulært AS posted a deficit of NOK 3.1 million, while Hogst AS, in which the Norwegian Red Cross owns an 80% stake, posted a deficit of NOK 0.1 million. Røde Kors Tøy og Tekstil AS posted a deficit of NOK 0.6 million in 2022.

The Norwegian Red Cross presents its annual accounts for 2022 by activity in accordance with good accounting practices for non-profit organisations. In 2022, the Norwegian Red Cross Association spent NOK 2,594 million on humanitarian work (NOK 2,627 million including subsidiaries). Special-purpose expenses account for 94.6% of the association's total expenditure. The Norwegian Red Cross spent NOK 58 million on the administration of the organisation, including financial expenses. This constitutes 2.1% of total expenditure. In addition to purely administrative expenses, NOK 138 million was spent on joint expenses such as ICT, HR, financial functions, service centres and property in 2022.

Gross funds obtained for humanitarian purposes in 2022 were NOK 2,647 million for the association, and NOK 2,833 million inclusive of subsidiaries. In 2022, the Norwegian Red Cross had government revenues of NOK 1,679 million, of which NOK 1,507 million was for the international work of the Norwegian Red Cross. Public funding for both national and international work increased. The authorities' contribution to the work of the Norwegian Red Cross is an important part of the funding. In 2022, the Norwegian Red Cross had NOK 591 million in revenue from fundraising and donations from private donors and the business sector. Cooperation agreements with the business sector contributed an additional NOK 18 million. This amount includes income from Pantelot-



The residents of the small town of Irpin had to flee when the bombs fell. The Red Cross is in the midst of the crisis and makes a formidable effort through relief efforts across the country.

teriet of NOK 122 million, which is NOK 8.5 million more than in 2021. Cooperation agreements with the business sector and income from the Pantelotteriet are included in the activity accounts item "activities that create revenues". In 2022 COOP and Det norske Veritas (DNV) have been the main partners of the Norwegian Red Cross. The Norwegian Red Cross's regular donor initiative was challenging, especially at the start of 2022 due to Covid-19 and reduced field sales, but, thanks to excellent efforts to retain donors, the attrition rate has been minimal. In total, the donor programmes contributed NOK 217 million, which was NOK 5 million more than in 2021. Private donors, exclusive of membership income, contributed almost NOK 421 million to the Norwegian Red Cross' national and international work. This was an increase of NOK 156 million compared to 2021. The Norwegian Red Cross had a fundraising ratio of 90 in 2022, with the average for the five previous years being 80.

The return on the financial portfolio generates an annual contribution to the humanitarian work of the Norwegian Red Cross. This ensures a stable income and long-term funding. The funds allocated to the financial portfolio are funds saved from the era of slot machine revenues. No funds raised or public funding are invested in the financial portfolio. The long-term return ensures that we can withdraw NOK 80 million each year for humanitarian activities. Our aim is not only to help today, but also in the future. At the end of the year, the Norwegian Red Cross had NOK 3,212 million invested in market-based current financial assets. The funds are managed in accordance with the guidelines adopted by the National Congress, which stipulate, among other things, that all investments are subject to ethical guidelines. The Norwegian Red Cross does not invest in companies that breach international conventions on human rights, working conditions, child labour and the environment, or companies which

The summer of 2022 was one of the warmest on record. Heatwaves, droughts and forest fires dominated the news. Emergency responders from the Red Cross assisted throughout Europe as a whole. The photograph shows Spanish Red Cross volunteers who have been called out to help.



Photo: Sri Lanka Red Cross

contribute to serious violations of the rights of individuals in war or conflict situations. In addition to this, the Norwegian Red Cross does not own shares in companies that invest in or manufacture weapons, tobacco, pornography, alcohol, cannabis or coal. The Norwegian Red Cross has a target of ensuring a climate-neutral portfolio by 2040 at the latest and will have a lower proportion of carbon in its portfolio than the market in general. Similarly, no investments are made in companies from which the Government Pension Fund of Norway has withdrawn. An external audit is conducted twice each year to ensure that all investments are in accordance with the adopted framework for ethical and sustainable investments.

The Norwegian Red Cross previously held its entire pension scheme through the Norwegian Public Service Pension Fund with a premium model in which the year's premium equates to the year's cost. This is a defined-benefit pension scheme for employees, although for accounting purposes it is treated as a defined-contribution pension. The year's commitment is that the premium for the year is paid in and the Norwegian Public

Service Pension Fund is then responsible for any future pension disbursements. The Norwegian Red Cross switched to another pension provider and defined contribution pensions with effect from 1 January 2022. A number of employees born in 1966 or earlier continue in the Norwegian Public Service Pension Fund, which is now a closed scheme without new members from the Norwegian Red Cross. Using these models, the Norwegian Red Cross does not have any significant liabilities that are recognised in the balance sheet.

The Norwegian Red Cross had a negative cash flow of NOK 177 million in 2022. The main reason for this was the aforementioned weak financial market. There was a net reduction in tangible fixed assets of NOK 22 million and a net increase in supplier and other short-term liabilities of NOK 47 million, as well as a net increase in customer and other short-term receivables of NOK 104 million. The increase in other short-term receivables was largely due to inheritance, under which NOK 45 million was recognised as revenue but not paid out in 2022, as well as accrued but unpaid income from Pantelotte-

riet during the second half of 2022. After this, holdings of cash/cash equivalents at the end of the year are NOK 3,670 million, and liquidity is considered solid.

Financial risk

Financial assets have been put together to ensure long-term expected returns on the basis of the association's ability to bear financial risk and liquidity needs. The Norwegian Red Cross has distributed its investments to reduce the portfolio's risk, and the assets are divided into equities and bonds that have a geographical spread, as well as real estate, money market and banking. All investments in the financial portfolio, combination funds, are in securities funds. The interest portfolio carries a moderate credit risk and has a good spread of issuers and number of securities. The Norwegian Red Cross has satisfactory liquidity and no measures have been adopted to change the liquidity risk. There is an inherent market risk that entails a risk of changes in the value of assets as a result of changes in market conditions - including changes in share

prices, interest rates, and exchange rates as well as changes in fluctuations in these markets. The Norwegian Red Cross's long-term approach to, and portfolio management of, investments reduces the consequences of this risk.

There is a low risk of breach of loan terms.

Board liability insurance has been taken out for the board members and the secretary general/general manager of the Norwegian Red Cross and all the subsidiaries in the group. The insurance policy includes the insured's personal liability for asset losses incurred by the insured as a result of personal management liability in the business.

Follow-up of the working environment

In 2022, Covid-19 did not affect the working environment in the same way as last year. However, the working environment is still affected by increased levels of remote working compared to before the pandemic.

In 2022, this change was subject to a dedicated working environment survey. A majority of 67 per cent of employees have permanent agreements under which they have the opportunity to work remotely from home. For the employees who do not have such an agreement, the most common explanation was that they did not desire such an arrangement. The majority of employees consider both the psychosocial and physical working environment to be good or very good when working remotely from home. Employees experience greater flexibility on a day-to-day basis compared to before the pandemic and also feel that they work just as efficiently from home as from the office.

The Norwegian Red Cross has a multipartite health and safety committee that meets regularly. Safety representatives are also appointed for all relevant areas. In 2022, safety rounds were conducted at all departments and units. These rounds were conducted by the manager and local safety representative in consultation. The results were followed up by the health and safety committee.

The occupational health service is available as an advisory body vis-à-vis following up people on sickness absence, safety inspections, working environment surveys, AKAN cases and workplace adaptation. In 2022, the occupational health service primarily provided assistance relating to the psychosocial working environment and sickness absence. There were no serious injuries or accidents related to employees in 2022.

All employees had the opportunity to have their costs associated with the influenza vaccine covered in 2022. Arrangements were also made so that the vaccine could be given at the office on certain dates. The AKAN guidelines were revised last year and were followed up throughout 2022.

Among other things, the multipartite health and safety committee at the Norwegian Red Cross actively follows up on matters relating to sickness absence and violation of working time provisions. The average sickness absence rate in 2022 was 6.6% (2.2% short-term sickness absence and 4.4% long-term sickness absence). There was a minor increase in sickness absence overall compared to 2021. This increase must be viewed in the context of slightly higher short-term absence.

Diversity and inclusion efforts at the Norwegian Red Cross

In 2022, the Norwegian Red Cross established a permanent working group responsible for ongoing work relating to the activity and reporting requirements. The working group comprises employee representatives, safety representatives and representatives of the employer. The mandate of the working group is to continuously work to promote equality and diversity in the organisation.

The 2022 survey shows that there were 460 women and 228 men among Norwegian Red Cross employees. Compared to 2021, the distribution remains stable with a majority of female employees.

Gender balance	
Number of women	Number of men
460	228

For 2021, active measures were taken to map the scope and use of temporary positions in the Norwegian Red Cross, which resulted in an increased number of permanent employees and a tightening of the use of temporary positions. Relevant measures were continued in 2022.

Temporary employment	
Number of women	Number of men
70	30

In 2022, the average use of parental leave was higher among female employees, at 19.7 weeks compared to 13.9 weeks for men. Compared to 2021, there has been an increase in the average number of weeks for male employees. As in 2021, several of the periods of leave of absence will likely cross into the New Year and the number of days taken per child is likely higher than the figures indicate.

Use of parental leave** (number of weeks)	
Number of women	Number of men
19.7	13.9

Involuntary part-time work was surveyed through a questionnaire issued to all part-time employees in 2021. The survey revealed that a small number of employees are involuntarily working part-time. We are continuously working to ensure that part-time employees who would like to increase their FTE percentage have the opportunity to increase their hours before we advertise new positions. The right to expand part-time positions using preferential right is therefore part of the employment regulations and this must be followed up on before new appointments are made. In 2023, we will follow up on this work by conducting another survey on involuntary part-time work within the organisation.

Part-time (positions < 90%)	
Number of women	Number of men
57	25

One of the main duties of the working group in 2022 was to work on a systematic approach to the monitoring of equal pay. In order to allow for comparisons of “equal work of equal worth”, the working group has worked to divide the organisation’s roles into six different job levels. The content of the various roles has been weighted based on expertise, responsibility and performance.

Job level	Women		Men		Difference in percentage
	Number	Average	Number	Average	
1	4	Too few people	3	Too few people	-
2	36	714,147	36	749,602	-4.7%
3	153	635,040	97	651,005	-2.5%
4	177	534,571	52	557,167	-4.1%
5	44	496,482	19	501,477	-1.0%
6	46	466,967	21	478,234	-2.4%

The figures show that there are differences between the genders at different job levels. The multipartite working group is particularly concerned with job levels 2 and 4, where the pay differences are greatest. A possible explanation of the differences at job level 2 is that the level consists of several different job codes and the gender balance varies within the job codes in the level. However, job level 4 contains only one job code and there must be a different explanation for the difference here. In 2023, the working group will continue to work on this topic.

A pay survey was conducted in 2021 but this was carried out before the working group had divided roles into the various job levels. A comparison of trends would therefore be more relevant in connection with the next pay survey.

Dedicated pages have now been developed on the intranet, addressing the work on diversity and inclusion at the Norwegian Red Cross, as well as the activity and reporting requirements. Employees can access figures from the pay survey here. This ensures that employees can easily compare their own salary to others in similar roles. In addition to the aforementioned survey, a separate equal pay survey was also conducted for those on annual salaries in connection with the 2022 wage settlement.

Organisation

Anne Bergh took over as the new Secretary General on 1 November.

Climate, environment and sustainability

As part of the work to reduce our own climate and environmental footprint, the National Congress has adopted climate and environment provisions that will apply to the entire organisation. Specific objectives, directions and

In November, the Norwegian Red Cross was able to resume its health care services to internally displaced persons in Rakhine and Chin provinces in northwestern Myanmar after the Myanmar government had closed access to a number of villages in June.



Photo: Aye Aye Nyein/Red Cross

measures for what we want to achieve when it comes to climate and the environment have been set out in the annual action programme.

In November 2022, the Norwegian Red Cross's National Office and Rogaland District Office both achieved Eco-Lighthouse certification. The other district offices will be certified in 2023. The certification provides an overview of climate and environmental impact and enables us to systematically work to reduce emissions and become more environmentally friendly. The local associations and limited companies in the Norwegian Red Cross have also been offered the opportunity to participate in the Eco-Lighthouse certification process.

The "Grants for Green and Climate-Friendly Measures" grant scheme, initiated by the National Congress, was created in early 2022. The purpose is to stimulate the testing or adoption of solutions to reduce greenhouse gas emissions and become more environmentally friendly. 26 local associations across 14 districts applied for grants. Grant applications were received for solar panels, electric vans, heat pumps, bicycles/electric bicycles, smart electrical control systems, composting systems and fermentation equipment.

The Norwegian Red Cross is a humanitarian organisation that aims to prevent and alleviate human distress and suffering. Contributing to the UN's Sustainable Development Goals therefore largely coincides with the goals of our humanitarian work. The Norwegian Red Cross supports the Sustainable Development Goals and contributes strongly towards several of the goals. A previous survey (2021) found that our efforts and activities can be linked to and directly contribute to the fulfilment of several of the UN Sustainable Development Goals. This applies in particular to number 3 "Good health and well-being", number 6 "Clean water and sanitation", number 10 "Reduced inequalities", number 11 "Sustainable cities and communities", number 13 "Climate action" and number 16 "Peace, justice and strong institutions".

Carbon accounting

2022 was also the year in which the Norwegian Red Cross developed its first two carbon accounts. The Eco-Lighthouse effort resulted in carbon accounts for the national office and Rogaland district office, but the accounts do not include any financial emissions data. As a pilot participant in ICRC's Humanitarian Carbon Calculator (HCC), we have also established carbon accounts for the Red Cross as a whole, including financial emissions data. Although the HCC accounts encompass the entire organisation, they remain inadequate in some areas. As an example, only part of the voluntary sector is covered. Both these carbon accounts and the carbon accounts generated by Eco-Lighthouse have been drawn up in accordance with the GHG Protocol, which is the most commonly used standard for the reporting of greenhouse gas emissions in carbon accounts. The standard makes it possible to identify significant sources of emission and report the carbon footprint in a comparable manner.

The development of the Humanitarian Carbon Calculator (HCC) was completed in 2022 and it is a method and tool for drawing up carbon accounts for the humanitarian sector as a whole. The tool enables the humanitarian sector to draw up carbon accounts that are relevant to them and allow for the comparison of emissions figures between different national

societies and non-governmental organisations (NGOs). The development of the carbon accounting tool was funded by the Norwegian Red Cross.

Carbon accounts drawn up using this methodology mean that estimates are generated for emissions from different categories, such as procurement and financial transactions (financial support) between the partners. This is particularly relevant to humanitarian organisations as financial support is widespread within the sector. Such support is largely used in connection with healthcare activities and products, which in turn leave a large carbon footprint. An increase in such transactions also means that emissions will rise.

The carbon accounts for the Norwegian Red Cross show that financial transactions accounted for the largest emission category for the organisation in 2022. This includes financial support to ICRC, IFRC and Red Cross and Red Crescent partners. As the amounts are significant, they have a major impact on the emissions calculations.

The second largest emission of CO2 equivalents was from the procurement of goods and services. "Purchased goods" include water, paper, cloud services and other office supplies.

The third largest emission category was travel, primarily air travel. 2021 was characterised by less travel activity due to coronavirus restrictions. This trend has now turned and business travel increased by just under 40 per cent from 2021 to 2022 for the Norwegian Red Cross as a whole.

We are working to improve the figures in the HCC carbon accounts but, since the accounts are based on estimates, there will always be some uncertainty linked to the accuracy of the figures. Nevertheless, such carbon accounts do provide us with useful information about where our largest emissions are and where we should focus our efforts to implement targeted and positive measures.

Carbon accounts under the GHG Protocol are divided into Scope 1, 2 and 3 emissions. Scope 1: Direct emissions (assets for which the enterprise has operational control, i.e. the use of fossil fuels). Scope 2: Indirect emissions from purchased energy - electricity and district heating/cooling. Scope 3: Indirect emissions from input factors (purchased goods or services).

Scope 3 emissions generally tend to account for the highest emissions in an enterprise. Since these are indirect emissions, it requires special efforts to implement targeted and positive measures. New guidelines and requirements relating to procurements are examples of an area the Norwegian Red Cross is working on. In 2022, the Procurement Provisions at the Norwegian Red Cross were revised to include requirements for enhanced climate and environmental considerations in procurements.

The Transparency Act

The Transparency Act entered into force on 1 July 2022. The Norwegian Red Cross is subject to the Act. The Norwegian Red Cross welcomes the legislation. In order to structure reporting and strengthen ethical accountability, the Norwegian Red Cross became a member of Ethical Trade Norway on 1 January 2023. In 2022, the work on assessing the accountability of the Norwegian Red Cross was initiated. The Norwegian Red Cross has procedures and processes in place relating to due

diligence on human rights. The Norwegian Red Cross revised its Procurement Provisions in 2022 in order to ensure that the organisation was committed to the requirements set out in the Transparency Act. The Norwegian Red Cross has also acquired a contract management system to ensure better control of agreements and suppliers and to ensure that the organisation is better equipped to conduct due diligence in a systematic manner. In 2023, the Norwegian Red Cross will work to develop a uniform procedure and method for due diligence during the contract period, as well as establishing procedures and processes to conduct regular due diligence in accordance with the OECD guidelines. The first integrity due diligence report will be available via rodekors.no by 30 June 2023.

Future development and going concern assumption

In 2020 the general assembly adopted the organisation's main programme (strategy) until the next general assembly in 2023. The overall priorities correspond to the item expenditure on special purposes in the activity accounts. These will also be leading the Norwegian Red Cross' plans and the board's strategy in 2023.

There are risks associated with future income. Norsk Tipping's gaming monopoly is under pressure with increasing competition from foreign gambling companies. In-store reverse vending machines can face competition from other players such as collecting from people's homes, or other deposit systems. There are political risks associated with public subsidies, including tighter public budgets. There is greater awareness and lower budgets among many business players, as well as increasing competition from other organisations. The regular-donor market may be approaching a saturation point and competition is increasing. The Norwegian Red Cross has adopted an income strategy where the ambition is to increase independent income and secure various forms of funding of the activities.

In accordance with Section 3-3a of the Norwegian Accounting Act, it is confirmed that the assumptions for a going concern are present. This is based on updated profit forecasts for 2023 and the long-term strategic forecasts for the Norwegian Red Cross for the years to come.

The Norwegian Red Cross is in a healthy financial position and it is confirmed that no significant events have occurred since the balance sheet date that affect this.

**Approval by the National Congress
of the 2022 Annual Report**
Oslo, 28 April 2023

 Thor Inge Sveinsvoll President (Chairman of the Board)	 Anne Bergh Secretary General	 Nita Kapoor Vice-President	 Morten Asker Støldal Vice-President
 Einar Buø	 Francis Ernest D'Silva	 Margit Hermundsgård	
 Anette Remme	 Kristin Ingebrigtsen	 Synnøve Eikaas Aksnes	 Øystein Valde
 Camilla F Skjærdal	 Bjørn Arild Fjeldsbø	 Solveig Ugland	
 Laila Synnøve Sande	 Kjersti Løvik	 Pernille Bacher Lemming	 Unni Sølberg

STATEMENT OF ACTIVITIES

All amounts in thousands of NOK

CONSOLIDATED ACCOUNTS		ASSOCIATION ACCOUNTS			
2022	2021		Note	2022	2021
Acquisition of funds					
45,572	44,517	Income from membership fees		45,572	44,517
1,679,529	1,287,989	Public grants	1	1,679,529	1,287,989
344,607	356,900	Contributions from others	2	344,607	356,900
639,554	280,797	Revenue from fundraising and donations	3, 4	636,592	278,739
Revenues earned from activities divided by:					
64,212	58,392	- operational activities that fulfil the organisation's objectives	5	26,079	29,669
281,379	248,191	- activities that create revenues		138,269	129,456
-218,837	345,709	Financial and investment income		-220,350	344,909
	22	Other revenues		0	22
2,833,015	2,622,517	Gross revenue acquired for humanitarian purposes		2,647,297	2,472,201
Funds expended					
6, 7, 8 9, 10, 11					
Expenditure on generating funds					
63,763	55,460	- fundraising costs	12, 4	63,763	55,460
168,699	155,511	- other expenditure on generating funds	12, 4	25,501	26,002
Expenditure on special purposes					
- costs of activities/contributions that fulfil org. objectives					
Main programme 2021:					
2.1 Saving life 13					
1,225,723	946,260	Contributions to ICRC/IFRC/sister associations		1,225,723	946,260
31,789	12,423	Contributions to regional/local associations		31,789	12,423
583,924	381,426	Costs of activities		583,924	381,426
2.2 Secure upbringing 13					
12,000	12,000	Contributions to ICRC/IFRC/sister associations		12,000	12,000
156,946	113,353	Contributions to regional/local associations		156,946	113,353
32,752	34,295	Costs of activities		32,752	34,295
2.3 Live in dignity 13					
0	4,169	Contributions to ICRC/IFRC/sister associations		0	4,169
60,664	41,730	Contributions to regional/local associations		60,664	41,942
88,949	93,138	Costs of activities		55,632	66,760

STATEMENT OF ACTIVITIES (continued)

All amounts in thousands of NOK

CONSOLIDATED ACCOUNTS		ASSOCIATION ACCOUNTS			
2022	2021		Note	2022	2021
3.1 Humanitarian impact					
32,565	27,988	Contributions to ICRC/IFRC/sister associations		32,565	27,988
700	9,497	Contributions to regional/local associations		700	9,497
38,730	34,874	Costs of activities		38,730	34,874
3.2 Strengthen volunteering					
104,640	108,986	Contributions to regional/local associations		104,640	108,986
61,169	57,175	Costs of activities		61,169	57,175
3.3 Open and skilled at change					
4,791	8,536	Contributions to ICRC/IFRC/sister associations		4,791	8,536
93,389	90,092	Contributions to regional/local associations		93,389	90,092
76,295	59,409	Costs of activities		76,295	59,409
3.4 Sustainable and responsible					
5,079	4,427	Contributions to ICRC/IFRC/sister associations		5,079	4,427
2,700	8,993	Contributions to regional/local associations		2,700	8,993
14,714	15,890	Costs of activities		14,714	15,890
61,961	53,244	Resources used on organisational administration	4, 9	57,642	49,290
2,921,943	2,328,876	Total		2,741,109	2,169,247
-88,928	293,641	Activity surplus/deficit for the year		-93,812	302,954
Increase/decrease in equity					
108,512		Designated equity with external restrictions		108,512	3,913
-2,805		Designated equity with internal restrictions		-2,805	- 2,385
-194,635		Other equity		-199,519	301,426
-88,928		Total allocated	14	-93,812	302,954

BALANCE SHEET

All amounts in thousands of NOK

GROUP		ASSETS		ASSOCIATION	
2022	2021			2022	2021
		Fixed assets			
		Intangible assets and tangible fixed assets			
35,176	21,733	Intangible assets	11	24,461	12,176
232,516	236,222	Land, buildings and other property	11	232,353	236,059
53,747	36,526	Operating equipment, fixtures, equipment and means of transport	11	44,998	31,000
321,439	294,481	Total intangible assets and tangible fixed assets		301,813	279,235
		Financial fixed assets			
		Investments in subsidiaries	15	37,516	37,516
19,533	19,592	Investments in shares and bonds	16	19,533	19,592
		Other long-term receivables	17	20,490	15,590
19,533	19,592	Total financial fixed assets		77,539	72,698
340,972	314,073	Total fixed assets		379,351	351,933
		Current assets			
16,432	13,580	Inventory	18	1,549	4,637
130,848	160,736	Accounts receivable		106,356	134,768
166,235	31,712	Other receivables	19	162,197	29,625
3,216,126	3,501,816	Market-based financial assets	20	3,212,029	3,496,816
503,181	397,115	Cash, bank deposits etc	21	458,049	350,778
4,032,822	4,104,960	Total current assets		3,940,180	4,016,625
4,373,794	4,419,033	TOTAL ASSETS		4,319,531	4,368,558

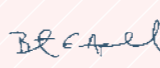
BALANCE SHEET (continued)

All amounts in thousands of NOK

GROUP		EQUITY AND LIABILITIES		ASSOCIATION	
2022	2021			2022	2021
		Equity			
384,578	276,066	Designated equity with external restrictions	14	384,579	276,066
20,972	23,777	Designated equity with internal restrictions	14	20,972	23,777
3,478,312	3,672,947	Other equity	14	3,452,119	3,651,638
3,883,862	3,972,790	Total equity		3,857,670	3,951,482
		Long-term liabilities			
60,037	63,030	Loans from credit institutions	22	55,900	58,500
60,037	63,030	Long-term liabilities		55,900	58,500
		Current liabilities			
145,483	134,378	Accounts payable to suppliers		120,913	109,224
39,934	36,355	Public duties and tax payable		34,179	29,965
178,744	157,384	Unused public funds	1	178,744	157,384
65,733	55,095	Other short-term liabilities	23	72,125	62,003
429,894	383,212	Current liabilities		405,961	358,576
489,931	446,243	Total liabilities		461,861	417,076
4,373,794	4,419,033	TOTAL EQUITY AND LIABILITIES		4,319,531	4,368,558

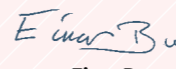
Approval by the National Congress
of the 2022 Annual Report
Oslo, 28 April 2023


Thor Inge Sveinsvoll
President (Chairman of the Board)


Bernt G. Apeland
Secretary General


Nita Kapoor
Vice-President


Morten Asker Støldal
Vice-President



Einar Buø


Francis Ernest D'Silva


Margit Hermundsgård


Anette Remme


Kristin Ingebrigtsen


Synnøve E. Aksnes

Øystein Valde


Camilla F Skjærdal


Bjørn Arild Fjeldsbø


Solveig Ugland


Laila Synøve Sande


Kjersti Løvik


Pernille Bacher Lemming


Unni Sølberg

CASH FLOW STATEMENT

All amounts in thousands of NOK

GROUP			ASSOCIATION	
2022	2021		2022	2021
-88,928	293,641	Activity surplus/deficit for the year	-93,812	302,954
Items in the activity accounts that do not have a direct bearing on liquidity				
26,002	33,646	+ depreciation, write-downs and reversal of write-downs	20,951	19,260
		+/- loss/profit on disposal of other tangible fixed assets	0	0
-62,926	327,286	Total	-72,861	322,213
Investment, disposal and financing activities				
-61,328	-39,398	- acquisition of other tangible fixed assets	-52,409	-35,032
8,881	17,335	+ selling price on disposal of other tangible fixed assets	8,881	17,335
		+/- cost recognition of previous activations	0	0
59		+/- net investment/disposal of investments	59	-18,000
		+ repayment/- assumption of current and non-current receivables	-4,900	0
-2,993	-2,573	- repayment/+ assumption of non-current liabilities	-2,600	-2,600
-55,381	-24,635	Total	-50,970	-38,297
Other changes				
-104,635	-12,974	+/- changes in accounts receivable and other receivables	-104,159	-7,086
46,169	16,363	+/- changes in accounts payable and other current liabilities	47,385	7,405
-2,852	1,685	+/- change in inventory	3,088	1,269
		+/- change in other accruals		0
-61,318	5,074	Total	-53,686	1,589
-179,624	307,725	Total changes in cash/cash equivalents over the year	-177,516	285,505
3,898,931	3,591,207	+ Holdings of cash/cash equivalents as at 1 January.	3,847,594	3,562,089
3,719,307	3,898,931	= Holdings of cash/cash equivalents as at 31 December.	3,670,078	3,847,594

Cash and cash equivalents include cash, bank deposits and financial assets assessed at fair value.

It led to a dramatic rescue operation with many parties involved when father and son, Anders and Øystein Opdal were surprised by extreme weather and needed to be rescued from the mountain at Tyin.



Kate (38) gets a health check from Doctor Yulia Krivorog from one of the mobile Red Cross health teams in Khmelnytskyi, Ukraine.

NOTES

The annual accounts cover the idealistic organisation known as the Norwegian Red Cross, a not-for-profit humanitarian organisation. The group accounts include the subsidiaries specified in Note 14. The annual accounts thus do not include the regional or local associations of the Norwegian Red Cross. These are independent organisations with their own statutes and are not controlled by the Norwegian Red Cross.

Accounting principles

The annual accounts have been prepared in accordance with the Norwegian Accounting Act and the preliminary accounting standard "Good accounting practices for non-profit organisations", cf. Sections 4-1 and 1-2(9) of the Norwegian Accounting Act.

Consolidation principles

The consolidated accounts include the association's accounts and the subsidiaries Røde Kors Sentrene AS, Røde Kors Eierskap AS, Røde Kors Førstehjelp AS, Røde Kors Sirkulær AS, Hogst AS and Tøy og Tekstil AS. The consolidated accounts have been prepared as if the group was a single economic entity. Transactions and balances between group companies have been eliminated. The consolidated accounts have been prepared according to uniform principles, with the subsidiaries adhering to the same accounting principles as the parent company. Acquired subsidiaries are included in the consolidated accounts based on the parent company's acquisition cost. The acquisition cost is linked to identifiable assets and liabilities in the subsidiary, which are entered in the consolidated accounts at fair value at the time of acquisition. Any excess value over and above that which can be linked to identifiable assets and liabilities is entered in the balance sheet as goodwill. Excess value in the consolidated accounts is depreciated on a straight line basis over the expected lifetime of the acquired assets.

Subsidiaries/associated companies

Subsidiaries and associated companies are assessed according to the cost method in the association accounts and associated companies are assessed according to the cost method in the consolidated accounts. The investment is assessed at acquisition cost for the shares unless write-down has been necessary. Writing down to fair value is carried out when the reduction in value is due to causes that cannot be deemed temporary and when it is deemed necessary in accordance with good accounting practice. Write-downs are reversed when the basis for the write-down is no longer present.

Revenue recognition

Revenue from members is recognised when it is received. Contributions from the public authorities to which restrictions are attached, are recognised as income in line with expenditure linked to the supported activity. Contributions that have not been recognised as income are entered on the balance sheet as a liability under "Unused public funds". Contributions and donations from other donors and revenues earned from activities are recognised to income when the organisation has the legal right of ownership to the contribution or donation, and the value can be reliably measured. The value of funds raised and donations is appraised at fair value on the date of receipt.

Classification of expenditure

In the activity accounts, expenditure is divided into three main categories: expenditure on generating funds, expenditure to achieve objectives and administrative expenses. Further details can be found in Notes 6, 7, 8 and 11.

Transfers of funds to related parties are posted as a cost in the accounts at the time of transfer. Further details can be found in Note 12.

Classification and evaluation of assets and liabilities

Current assets and current liabilities comprise items that fall due within one year of the balance sheet date, as well as entries linked to circulation of stock. Other items are classified as fixed assets/long-term liabilities. The first year's repayment of a long-term liability is classified as a long-term liability. Current assets are valued at the lower of acquisition cost and fair value.

Fixed assets are valued at purchase price but are written down to fair value unless the reduction in value is not expected to be temporary.

Receivables

Accounts receivable from customers and other receivables are entered on the balance sheet at face value less a provision for expected losses.

Inventory

Inventory is valued at the lower of acquisition cost and fair value.

Tangible fixed assets and rights

Tangible fixed assets and rights are entered in the balance sheet and depreciated on a straight line basis over the expected lifetime of the asset. Direct maintenance of operating equipment is entered under operating expenses on an ongoing basis, while additional costs or improvements are added to the cost price of the fixed asset and depreciated in line with the fixed asset.

Market-based financial assets

All of these financial investments are in highly liquid money market, bond and equity funds for which daily rates are listed in active markets, primarily the Oslo Stock Exchange.

Market-based financial assets are appraised at fair value on the balance sheet date without any deductions for expenses associated with the sale. A portion of the money market funds is held primarily for the purpose of sales or buy-backs in the short term, while the remaining funds are placed in a long-term portfolio of identified instruments which are managed together. Any changes in fair value are recognised in the income statement as financial and investment income/expenses. Market value and cost price for the various investments are specified in note 19 to the accounts.

Pension obligations

The Norwegian Red Cross's pension scheme in the Norwegian Public Service Pension Fund is a defined-benefit pension scheme for the employees, i.e. they have a right to a future pension based on factors such as the length of service and salary at the time of retirement. Consequently, in principle, the employer has an obligation to the employees to contribute to this pension. The Norwegian Public Service Pension Fund has not made sufficient information available to allow this obligation to be calculated. Therefore, the scheme cannot be treated as a defined-benefit pension scheme for accounting purposes. Recommended practice in Norway allows pension schemes like this to be treated as contributory pension plans for accounting purposes, which in practice means that the period's pension costs are equal to the period's contributions.

From and including 1 January 2022, the Norwegian Red Cross has established a defined contribution pension scheme with Sparebank 1. Through the defined contribution scheme, the Norwegian Red Cross pays contributions to an insurance company. The Norwegian Red Cross has further establishment obligations after contributions

have been paid. The contributions are recognised as payroll costs. Any prepaid contributions are recognised as assets (pension funds) to the extent that the contribution can be refunded or reduce future contributions.

Future employees of the Norwegian Red Cross will be covered under the defined contribution scheme with Sparebank 1.

The association is obliged to have an occupational pension scheme for its employees in accordance with the Norwegian Mandatory Occupational Pensions Act. The association's pension scheme fulfils the requirements of this legislation.

Assets and liabilities in foreign currency

Financial items in foreign currency are entered at the exchange rate valid at the end of the accounting year.

Cash Flow Statement

The cash flow statement is prepared in accordance with the indirect method. Cash and cash equivalents include cash, bank deposits and financial assets assessed at fair value.

Note 1**Contributions from public authorities**

<i>All amounts in NOK thousands</i>	Group and association	
	2022	2021
The Norwegian Ministry of Foreign Affairs	1,400,550	1,028,188
Norad	90,439	77,538
The Norwegian Ministry of Justice and Public Security	29,665	33,170
The Norwegian Directorate for Children and Family Affairs	60,577	54,569
Peace Corps	403	0
The Norwegian Directorate of Integration and Diversity (IMDI)	7,584	9,044
Innovation Norway	15,188	5,728
The Norwegian Directorate of Health/Ministry of Health and Care Services	23,791	19,180
VAT and Covid-19 compensation	41,992	43,937
The Directorate of the Norwegian Correctional Service	4,014	3,209
Others	5,326	13,426
Total	1,679,529	1,287,989

The grants must be repaid if the scale of activities fails to correspond with the assumptions on which they are based. In total, unused public funds are NOK 179 million at year-end. These funds are expected to be recognised as revenue in 2023 based on ongoing activities, accrued as unused public funds.

Note 2**Contributions from others**

<i>All amounts in thousands of NOK</i>	Group and association	
	2022	2021
The Norwegian Gaming and Foundation Authority, gambling profits Norsk Tipping	292,704	288,888
Contributions from sister associations	9,714	7,019
Echo	14,177	22,119
DAM fund, Health and rehabilitation	17,356	26,959
The Norwegian Children and Youth Council (LNU)		1,821
Others	10,656	10,094
Total	344,607	356,900

Note 3**Revenue from fundraising and donations**

<i>All amounts in NOK thousands</i>	Group		Association	
	2022	2021	2022	2021
Endowments	565	7,731	565	7,731
Unrestricted donations/contributions	8,734	3,820	5,772	1,762
Donor programme	217,060	211,958	217,060	211,958
Gifts from the business sector	166,348	4,657	166,348	4,657
Fundraising	147,720	30,268	147,720	30,268
Memorial donations	1,676	356	1,676	356
Donations given as goods and services	2,928	575	2,928	575
Legacies	94,524	21,433	94,524	21,433
Total	639,554	280,797	636,592	278,739

Note 4**Administration, percentage on special purposes and fundraising percentage - association**

According to accounting standards for non-profit organisations, administration refers to those activities carried out in order to run the organisation and those expenses that cannot be attributed to specific activities. These expenses include costs relating to senior management, audit and legal fees, preparation of public accounts, as well as costs associated with the National Congress and committees.

The distribution of joint expenses is described in Note 5. The administration has its share of distributed joint expenses.

Financial expenditure is reported as a proportion of resources used in managing the organisation.

<i>All amounts in NOK thousands</i>	2022	2021	2020	2019	2018
Total administrative expenses	57,642	49,290	44,963	43,719	42,187
Total expenditure	2,741,109	2,169,247	2,041,512	1,992,676	1,838,826
Percentage administration	2.1%	2.3%	2.2%	2.2%	2.3%
Expenditure on special purposes	2,594,203	2,038,495	1,900,815	1,847,418	1,717,991
Total expenditure	2,741,109	2,169,247	2,041,512	1,992,676	1,838,826
Percentage on special purposes	94.6%	94.0%	93.1%	92.7%	93.4%
Fundraising percentage:	2022	2021	2020	2019	2018
Revenue from fundraising and donations	636,592	278,739	306,403	242,905	254,967
Total funds raised	636,592	278,739	306,403	242,905	254,967
Expenditure on generating funds	89,264	81,462	95,735	101,538	78,648
Other expenditure on generating funds than fundraising costs	-25,501	-26,002	-27,096	-29,788	-7,241
Expenditure on generating funds	63,763	55,460	68,639	71,750	71,407
Net funds raised	572,828	223,279	237,764	171,155	183,560
Fundraising percentage	90.0%	80.1%	77.6%	70.5%	72.0%

Note 5

Revenues that fulfil the organisation's objectives

	Group		Association	
	2022	2021	2022	2021
All amounts in NOK thousands				
Income from online store	-	257	-	257
Advertising revenues	71	31	71	31
Delegate fees	582	578	582	578
Rental revenues	17,066	20,583	17,066	20,583
Sales revenue primary customers	40,107	31,121	1,974	2,397
Other revenues	6,387	5,822	6,387	5,822
Total	64,212	58,392	26,079	29,669

Note 6

Distribution of joint expenses - association

All amounts in NOK thousands

All employees of the Norwegian Red Cross are employed to work on one or more objective activity/activities and the costs for these persons are distributed over the various activities. Joint expenditure is distributed over main activities according to the number of man-years linked to the activity.

Joint expenses consist of the following

	2022	2021
HR	17,218	24,279
Service & property	15,771	15,744
ICT	84,785	69,700
Financial administration	19,947	20,207
Total	137,722	129,930

Joint expenses	HR	"Service/property"	ICT	Financial administration	Total
Total	17,218	15,771	84,785	19,947	137,722
Expenditure on generating funds	1,299	1,190	6,396	1,505	10,390
Special-purpose expenses:					
2021 Saving life	4,636	4,247	22,831	5,371	37,085
2022 Safe childhood	2,204	2,019	10,854	2,554	17,631
2023 Live in dignity	2,456	2,250	12,093	2,845	19,644
2031 Humanitarian impact	755	692	3,718	875	6,039
2032 Strengthening volunteering	2,469	2,261	12,156	2,860	19,746
2033 Open and skilled at change	1,446	1,325	7,122	1,676	11,569
2034 Sustainable and responsible	97	89	478	113	777
Administration costs	1,855	1,699	9,136	2,149	14,840
Total	17,218	15,771	84,785	19,947	137,722

Note 7

Classification by type

All amounts in thousands of NOK

Group		Association	
2022	2021	2022	2021
Revenues			
1,680,323	1,287,989	1,680,323	1,287,989
343,813	356,900	343,813	356,900
639,554	280,797	636,592	278,739
388,163	351,122	206,920	203,664
3,051,852	2,276,808	2,867,647	2,127,292
Expenses			
299,506	169,670	225,334	106,034
493,550	427,613	439,580	383,146
26,000	33,645	20,951	19,260
352,283	293,424	310,022	260,026
1,736,706	1,394,417	1,736,706	1,394,417
2,908,045	2,318,769	2,732,593	2,162,882
143,807	41,961	135,054	-35,802
16,159	9,108	14,646	8,308
-234,997	336,601	-234,997	336,601
956	1,733	-107	702
12,943	8,374	8,624	5,451
-232,735	335,602	-228,866	338,756
-88,928	293,641	-93,812	303,166
Allocation of net income			
Transfer to/from equity/external restrictions		108,512	3,913
Transfer to/from equity/internal restrictions		-2,805	-2,385
Transfer to other equity		-199,519	301,426
Total allocated		-93,812	302,954

Note 8

Number of full-time equivalents

	Group		Association	
	2022	2021	2022	2021
Number of FTEs - permanent employees	372	340	285	269
Number of FTEs - temporary employees	18	29	18	29
Total	390	369	303	299

Full-time equivalents at the regional offices totalled 383, of which 103 at Oslo Red Cross. Temporary employees at district offices amounted to 29. These are not included in the table above.

Note 9**Remuneration to management**

All amounts in thousands of NOK

Remuneration to senior executives	Secretary General	National Congress
Salaries	1,609	0
Pension costs	25	0
Other benefits	0	0
The new Secretary General assumed the position on 1 November 2022.		
Auditor's fees are distributed as follows (incl. VAT):	Group	The Norwegian Red Cross
Auditing services	857	580
Other certification services	976	897
Advice on taxes and duties	15	12
Other assistance	489	313
Total	2,337	1,801

Note 10**Transactions with close associates**

The Norwegian Accounting Act requires disclosure of transactions with close associates. The International Federation of Red Cross and Red Crescent Societies (IFRC), all Red Cross regional offices, local Red Cross branches, subsidiaries and the Norwegian Red Cross Humanitarian Fund are close associates of the Norwegian Red Cross. An overview of important transactions with these parties is shown below.

Employer responsibility for staff at the Norwegian Red Cross and 18 of the 19 regional offices lies with the Norwegian Red Cross. The regional offices are invoiced monthly for salary costs. The regional offices also receive a proportion of pro bono joint services such as switchboard, ICT, HR, accounts and payroll.

All amounts in NOK thousands

	2022	2021
From the IFRC		
Direct contributions to international activities	9,570	9,563
To the IFRC		
Contributions to various programmes	256,043	78,815
Membership fees	8,307	5,490

Note 10 (continued)

All amounts in NOK thousands

	2022	2021
To Norwegian Red Cross regional offices		
General grants	85,358	82,577
Transfers to "Holidays for All"	45,156	34,618
Support for various local activities	7,500	11,390
Support for care activities	31,709	87,035
Support for disaster preparedness and search and rescue corps work	29,175	9,400
Transfers of proportion of membership fees	2,965	3,064
Transfers of business sector support	5,765	24,244
DAM Foundation	14,818	
Support for child and youth activities	109,229	13,556
Covid-19 compensation		3,915
Migration	27,105	12,631
Skills enhancement	4,433	4,300
To local branches		
Transfers of proportion of membership fees	29,370	30,183
Support for disaster preparedness and search and rescue corps work	237	155
Support for various local activities	785	20
Transfers of share of Pantelotteriet	57,045	55,318
Support for care activities	-774	
Transfers from FriFond	1,819	1,721
Support for children's activities	-1,037	10
Covid-19 compensation		5,378
Transfers of business sector support	-63	150
Migration	-28	8
To subsidiaries		
Purchase of stays at centres and first aid products	54,770	1,680
From subsidiaries		
Rent and telephony	3,464	3,397
From the Norwegian Red Cross Humanitarian Fund		
Contributions for special purposes	67	1,331

The Norwegian Red Cross Humanitarian Fund is an independent foundation, but has the same board as the Norwegian Red Cross.

Note 11**Facilities**

All amounts in NOK thousands

GROUP 2022	Facilities under construction	Intangible assets	Plots, buildings, real estate	Operating equipment, fixtures, equipment,	Transport-funds	Total operating equipment fixtures, equipment, means of transport	Total tangible fixed assets
Acquisition cost as at 1 January	12,176	42,490	326,601	210,546	20,393	230,939	612,206
Transfer between facilities throughout the year	-8,881						-8,881
Additions during the year	21,166	4,307		35,735	120	35,855	61,328
Disposals during the year							
Acquisition cost as at 31 December	24,461	46,797	326,601	246,281	20,513	266,794	664,653
Accumulated depreciation as at 1 January		-22,522	-90,379	-175,296	-19,055	-194,351	-307,252
Ordinary depreciation for the year		-3,600	-3,706	-18,461	-235	-18,696	-26,002
Acc.depreciation decrease							
Accumulated depreciation as at 31 December		-26,122	-94,085	-193,757	-19,290	-213,047	-333,254
Accumulated write-downs as at 1 January		-11,111					-11,111
Ordinary write-downs for the year							
Reversal of write-downs							
Accumulated write-downs as at 31.12		-11,111					-11,111
Book value as at 31 December	24,461	9,564	232,516	52,524	1,223	53,747	320,288
Economic life		0-5 years	50-100 years	3 - 5 years	3 - 5 years		

Straight line depreciation has been used for all tangible fixed assets, except plots. Intangible assets in the balance sheet also consist of deferred tax advantages in the subsidiaries.

Note 11 (continued)**Facilities**

All amounts in NOK thousands

ASSOCIATION 2022	Facilities under construction	Intangible assets	Plots, buildings, real estate	Operating equipment, fixtures, equipment,	Transport-funds	Total operating equipment fixtures, equipment, means of transport	Total tangible fixed assets
Acquisition cost as at 1 January	12,176	-	321,337	195,950	15,870	211,820	545,333
Transfer between facilities throughout the year	-8,881	-					-8,881
Cost recognition of previous activations							
Additions during the year	21,166	-	-	31,243	-	31,243	52,409
Disposals during the year							
Acquisition cost as at 31 December	24,461	-	321,337	227,193	15,870	243,063	588,861
Accumulated depreciation as at 1 January	-	-	-85,278	-164,949	-15,870	-180,820	-266,097
Ordinary depreciation for the year	-	-	-3,706	-17,245	-	-17,245	-20,951
Acc.depreciation decrease							
Accumulated depreciation at 31.12	-	-	-88,984	-182,195	-15,870	-198,065	-287,049
Accumulated write-downs as at 1 January	-	-	-	-	-	-	-
Ordinary write-downs for the year	-	-	-	-	-	-	-
Reversal of write-downs	-	-	-	-	-	-	-
Accumulated write-downs at 31.12	-	-	-	-	-	-	-
Book value as at 31 December	24,461	-	232,353	44,998	0	44,998	301,813
Economic life		0-5 years	50-100 years	3 - 5 years	3 - 5 years		

Straight line depreciation has been used for all tangible fixed assets, except plots.

Note 12**Expenditure on generating funds**

All amounts in NOK thousands	Group		Association	
	2022	2021	2022	2021
Fundraising costs				
Contributions and donations	55,465	49,476	55,465	49,476
Other joint expenses	8,298	5,984	8,298	5,984
	63,763	55,460	63,763	55,460
Other expenditure on generating funds				
Costs of maintaining membership numbers and affiliation	1,638	1,969	1,638	1,969
Gambling/royalties	707	682	707	682
Proportion of staff functions	21,064	21,501	21,064	21,501
Expenses in subsidiaries	143,198	129,509	-	-
Share of joint expenses members	94	98	94	98
Share of joint expenses other fundraising costs	1,998	1,752	1,998	1,752
Total	168,699	155,511	25,501	26,002

Note 13**Main programme 2017: Financial year 2020**

All amounts in NOK thousands	2022	2021
2.1 Saving life		
Internationally	1,225,723	946,260
Nationally	578,628	363,905
Share of joint expenses	37,085	29,945
	1,841,437	1,340,109
2.2 Secure upbringing		
Internationally	12,000	12,000
Nationally	172,067	131,393
Share of joint expenses	17,631	16,255
	201,698	159,648
2.3 Live in dignity		
Internationally	0	4,169
Nationally	96,652	82,387
Share of joint expenses	19,644	26,103
	116,296	112,659
Total Note 13	2,159,431	1,612,416

Note 14**Equity**

All amounts in thousands of NOK

The Norwegian Red Cross Group	Equity External restriction	Equity Internal restriction	Other Equity	Total Equity
Equity as at 1 January	276,066	23,777	3,672,947	3,972,790
Funds carried over	558,485			558,485
Funds transferred to activities	-449,973	-2,805	-194,635	-647,413
Profit/loss for the year	108,512	-2,805	-194,635	-88,928
Equity as at 31 December	384,578	20,972	3,478,312	3,883,862

Association	Equity External restriction	Equity Internal restriction	Other Equity	Total Equity
Equity as at 1 January	276,066	23,777	3,651,638	3,951,482
Funds carried over	558,485	0	0	558,485
Funds transferred to activities	-449,973	-2,805	-199,519	-652,297
Profit/loss for the year	108,512	-2,805	-199,519	-93,812
Equity as at 31 December	384,579	20,972	3,452,119	3,857,670

Note 15**Investments in subsidiaries/associated companies**

All amounts in NOK thousands

The Norwegian Red Cross directly owned the following companies at 31 December 2022:

Company	Acquisition year	Voting share/Ownership share	Cost price	Capitalised 31 December 2021	Capitalised 31 December 2022	Equity ratio as of 2022	Profit/loss share 2022
Røde Kors Eierskap AS, Hausmannsgt 7, 0186 Oslo	2004	100%	71,335	37,516	37,516	22,805	-6,688

As of 31 December 2022, Røde Kors Eierskap AS owns the following companies:

Company	Acquisition year	Voting share/Ownership share	Cost price	Capitalised 31 December 2022	Equity ratio as of 31 December 2022	Profit/loss share 31 December 2022
Norges Røde Kors Sentrene AS, Hausmannsgt 7, 0186 Oslo	2016	100%	1,008	1,008	12,792	4,005
Røde Kors Førstehjelp AS, Sandbrekkveien 95, 5225, Nesttun	2016	100%	17,882	17,882	22,414	2,856
Red Cross Circular AS, Hausmannsgt 7, 0186 Oslo	2016	100%	53,000	18,000	11,836	-3,119
RK Tøy og Tekstil AS, Hausmannsgt 7, 0186 Oslo	2017	100%	19,600	9,600	8,942	-604
Hogst AS, Klæbuveien 118, 7031 Trondheim	2016	80%	4,000	-	222	54

In addition, Røde Kors Førstehjelp AS invested MNOK 6.2 in Life Norge AS, business register no. 997 222 672.

Note 16**Shares in other companies**

All amounts in thousands of NOK

	Voting share/ Ownership interest	Acquisition Cost	Capitalised 31 December 2022	Capitalised 31 December 2021
Shares in Norsk Pantelotteri AS	40%	28,000	19,369	19,369
Shares in "De 10 Humanitære AS"	13%	15	0	15
Shares in Ambulanseforum AS	44%	44	0	44
Other		164	164	164
Total		28,223	19,533	19,592

Note 17**Other long-term receivables**

All amounts in thousands of NOK

	Group		Association	
	2022	2021	2022	2021
Other long-term receivables that fall due in more than one year constitute:				
Loans to subsidiaries			20,490	15,590
Total	0	0	20,490	15,590

Note 18**Inventory**

All amounts in thousands of NOK

	Group		Association	
	2022	2021	2022	2021
Emergency stores	1,411	4,499	1,411	4,499
Other goods	15,021	9,081	138	138
Total	16,432	13,580	1,549	4,637

Note 19**Other receivables**

All amounts in thousands of NOK

	Group		Association	
	2022	2021	2022	2021
Other receivables				
Accrued income	45,773	158	45,773	158
Pre-paid expenses	89,828	4,585	89,828	4,585
Other short-term receivables	30,634	26,970	26,596	24,883
Total	166,235	31,712	162,197	29,625

Note 20**Market-based financial assets**

All amounts in thousands of NOK

2022				
Type of fund	Market value	Cost price	Return	Return in %
Bond funds	1,011,700	1,075,527	-87,907	-7.94%
Money market funds	736,926	737,435	11,407	1.61%
Equity funds	1,463,403	907,480	-164,168	-9.89%
Total	3,212,029	2,720,442	-240,668	-7.46%

2021				
Type of fund	Market value	Cost price	Return	Return in %
Bond funds	1,099,607	1,066,675	-10,791	-0.98%
Money market funds	759,170	759,488	3,993	0.72%
Equity funds	1,638,039	867,166	335,771	22.96%
Total	3,496,816	2,693,329	328,973	11.22%

The Norwegian Red Cross has invested NOK 3,212 million in market-based shares and bonds. All of the investments are in securities funds and have been designed to take account of safety, the spread of risk, liquidity and ethical considerations, in accordance with the guidelines laid down by the Board.

The Norwegian Red Cross adopts a conscious attitude to relative risk in the various markets in which it invests. In order to manage the risk relative to the index/market, some parts of the interest and equity portfolio will always be attempted to be invested under index-linked or near-index-linked management. Relative risk is an indication of how much the active return on the fund may fluctuate both positively and negatively in relation to the market (i.e. in relation to the reference index).

The active returns on investments in 2022 were as follows:

Norwegian shares:	3.8%
Foreign shares:	3.7%
Norwegian bonds:	2.2%
Norwegian money market:	0.5%
Foreign bonds:	0.9%

Note 21**Cash and bank deposits**

All amounts in thousands of NOK

	Group		Association	
	2022	2021	2022	2021
Cash and bank deposits	503,181	397,115	458,049	350,778
Of which the following is restricted:				
Withholding tax	21,706	17,750	19,190	15,383
Unused public funds*	178,744	157,384	178,744	157,384
Total restricted funds	200,450	175,134	197,934	172,767
Liquid funds at the disposal of the Norwegian Red Cross	302,731	221,981	260,115	178,011

* According to the terms for such funds, the credited interest devolves to the state and not the Norwegian Red Cross.

Note 22**Other long-term liabilities**

All amounts in thousands of NOK

	Group		Association	
	2022	2021	2022	2021
Loans from credit institutions				
Loans due later than one year constitute:	4,137	4,530		
Mortgage, renovation Hausmannsgate 7	55,900	58,500	55,900	58,500
Total long-term liabilities	60,037	63,030	55,900	58,500

In 2019, the Norwegian Red Cross took out a mortgage in DNB of NOK 65 million. The loan has a maturity of 4 years and is related to the rehabilitation of Hausmannsgate 7. The loan is granted at floating interest rates with a margin of 1.3% p.a. The loan is taken up with 1st priority mortgage rights in Gnr/Bnr 208/906 - Hausmannsgate 7.

Note 23**Other short-term liabilities**

All amounts in thousands of NOK

	Group		Association	
	2022	2021	2022	2021
Allocated holiday pay	42,367	35,882	38,126	35,882
Accrued interest on Ministry of Foreign Affairs/NORAD funds	2,897	405	2,897	405
Income to be redistributed	-298	-43	-298	-43
Other short-term liabilities	20,767	18,850	31,400	25,758
Total	65,733	55,095	72,125	62,003

Note 24**Events after the balance sheet date**

There have been no significant events after the balance sheet date.

Gael (4 years old) receives vaccinations and medicine the Red Cross/local health authority event in Buena-vista in El Salvador.

← BACK TO CONTENT





BDO AS
Munkedamsveien 45
PO Box 1704 Vika
0121 Oslo
Norway

Independent Auditor's Report

To the Control Committee of the Norwegian Red Cross

Opinion

We have audited the financial statements of the Norwegian Red Cross.

The financial statements comprise:

- The financial statements of the Organisation, which comprise the balance sheet as at 31 December 2022, the activity statement and cash flows for the year then ended, and notes to the financial statements, including a summary of significant accounting policies, and
- The financial statements of the group, which comprise the balance sheet as at 31 December 2022, the activity statement and cash flows for the year then ended, and notes to the financial statements, including a summary of significant accounting policies.

In our opinion:

- The financial statements comply with applicable statutory requirements.
- The accompanying financial statements give a true and fair view of the financial position of the Norwegian Red Cross as at 31 December 2022, and its financial performance and its cash flows for the year then ended in accordance with the Norwegian Accounting Act and accounting standards and practices generally accepted in Norway.
- The accompanying financial statements give a true and fair view of the financial position of the group as at 31 December 2022, and its financial performance and its cash flows for the year then ended in accordance with the Norwegian Accounting Act and accounting standards and practices generally accepted in Norway.

Basis for Opinion

We conducted our audit in accordance with International Standards on Auditing (ISAs). Our responsibilities under those standards are further described in the Auditor's Responsibilities for the Audit of the Financial Statements section of our report. We are independent of the Organisation and the Group as required by laws and regulations and International Ethics Standards Board for Accountants' International Code of Ethics for Professional Accountants (including International Independence Standards) (IESBA Code), and we have fulfilled our other ethical responsibilities in accordance with these requirements. We believe that the audit evidence we have obtained is sufficient and appropriate to provide a basis for our opinion.

Other information

The National Board and the Secretary General (management) is responsible for the other information. The other information comprises the National Board's report and other information in the Annual Report, but does not include the financial statements and our auditor's report thereon. The other information in the Annual Report is expected to be made available to us after that date.

BDO AS, a Norwegian limited liability company, is a member of BDO International Limited, a UK company limited by guarantee, and forms part of the international BDO network of independent member firms. The Register of Business Enterprises: NO 993 606 650 VAT.

Page 1 of 2



Our opinion on the financial statements does not cover the other information.

In connection with our audit of the financial statements, our responsibility is to read the other information and, in doing so, consider whether the other information is materially inconsistent with the consolidated financial statements or our knowledge obtained in the audit or otherwise appears to be materially misstated. If, based on the work we have performed, we conclude that there is a material misstatement of this other information, we are required to report that fact. We have nothing to report in this regard.

When we read the Annual Report, if we conclude that there is a material misstatement therein, we are required to communicate the matter to the National Board.

Opinion on the National Board's report

Based on our knowledge obtained in the audit, in our opinion the National Board's report

- is consistent with the financial statements and
- contains the information required by applicable legal requirements.

Responsibilities of the National Board and the Secretary General for the Financial Statements

The National Board and the Secretary General (management) are responsible for the preparation of financial statements that give a true and fair view in accordance with the Norwegian Accounting Act and accounting standards and practices generally accepted in Norway, and for such internal control as management determines is necessary to enable the preparation of financial statements that are free from material misstatement, whether due to fraud or error.

In preparing the financial statements, management is responsible for assessing the Organisation's and Group's ability to continue as a going concern, disclosing, as applicable, matters related to going concern and using the going concern basis of accounting insofar as it is not likely that the enterprise will cease operations.

Auditor's Responsibilities for the Audit of the Financial Statements

Our objectives are to obtain reasonable assurance about whether the financial statements as a whole are free from material misstatement, whether due to fraud or error, and to issue an auditor's report that includes our opinion. Reasonable assurance is a high level of assurance, but is not a guarantee that an audit conducted in accordance with ISAs will always detect a material misstatement when it exists. Misstatements can arise from fraud or error and are considered material if, individually or in the aggregate, they could reasonably be expected to influence the economic decisions of users taken on the basis of these financial statements.

For further description of Auditor's Responsibilities for the Audit of the Financial Statements reference is made to: <https://revisorforeningen.no/revisjonsberetninger>

Oslo, 26.5.2023
BDO AS
Terje Tvedt
State Authorised Public Accountant

Note: Translation from Norwegian prepared for information purposes only.

BDO AS, a Norwegian limited liability company, is a member of BDO International Limited, a UK company limited by guarantee, and forms part of the international BDO network of independent member firms. The Register of Business Enterprises: NO 993 606 650 VAT.

Page 2 of 2

SECRETARY GENERAL

Bernt G. Apeland (until 1 November 2022)
Anne Bergh (from 1 November 2022)

NORWEGIAN RED CROSS PATRON

HRH Crown Princess Mette-Marit

NORWEGIAN RED CROSS HONORARY MEMBERS

HM Queen Sonja
Sven Mollekleiv

AWARDS 2022

Norwegian Red Cross Badge of Honour
Monica Håkansson

Norwegian Red Cross Merit Medal

Svein-Olav Kjeldsberg Halvorsen,
Eva Waage,
Margrethe Skåden
Marianne Seim Håland
Per Olav Stange
Ludvig Sande
Knut Sælensminde
Vigdis Sand Torvanger

Norwegian Red Cross Search and Rescue Corps Merit Medal

Jan Nordengen

Norwegian Red Cross Youth Merit Medal

Robert Flobergseter
Ingolf Nicholay Stenskrog
Jan Magne Helgesen

BOARD OF TRUSTEES 2022 ELECTED AT THE GENERAL ASSEMBLY 2020

Chairman	Trude Mathisen
Vice-Chairperson	Odd Erik Loftesnes
Members	Kjell Hasselgren Hanne Heggdal Kari Johanne Skassdammen
Co-opted member	Linn Nikkerud

NATIONAL CONGRESS 2022

President	Thor Inge Sveinsvoll
Vice-President	Nita Kapoor Morten Støldal
Board member	Einar Buø Francis Ernest D'Silva Kristin Ingebrigtsen Margit Hermundsgård Camilla Folkestad Skjærdal Anette Remme
Board member from the Central Council	Hanne Refsholt (until 18 June) Bjørn Arild Fjeldsbø (from 18 June) Kine Grande Synnøve Sande Synnøve Aksnes
Board member from The Red Cross Search and Rescue Corps	Kjersti Løvik
Board member from The Red Cross Care Services	Pernille Backer Lemming
Board member from The Red Cross Youth	Solveig Ugland
Board member, employee representative	Unni Sølberg
Co-opted from the Central Council	Øystein Valde Steinar Lian Harald Halum Trond Midtbøen
Co-opted member from The Red Cross Search and Rescue Corps	Kenneth Gulbrandsøy
Co-opted member from The Red Cross Care Services	Kirsti Tørbakken
Co-opted member from The Red Cross Youth	Azra Numanovic
Co-opted member, employee representative	Peter Meyer

CENTRAL NOMINATION COMMITTEE 2022

ELECTED AT THE 2020 GENERAL ASSEMBLY


Chairman	Charlott Gyllenhammar Nordström
Member	Rahman Chaudhry Linda Paulsen John Sjursø André Støylen
1st Co-opted member	Stian Karles Rognhaug Taraldset
2nd Co-opted member	Øivind Granlund


Thousands of families had to flee when Hurricane Ian hit Florida in September 2022. Jaxson (5) and Jennerri (3) have settled in well at the Red Cross Family Shelter in Daytona Beach, Florida.

← BACK TO CONTENT



Visiting friend Marit Heia (right) meets a Visitor's Service host at a party for the elderly.



 **Norwegian Red Cross**

The Norwegian Red Cross
Hausmannsgt 7, 0186 Oslo || PB 1, Grønland, 0133 Oslo
(+47) 22 05 40 00 || post@redcross.no
rodekors.no